

### DU-HA Tote – Portable Storage

Fits DU-HA Part Numbers  
70103  
70114

#### Installation Instructions:

**1 Center Bridge**

The Center Bridge (I) must be in position at all times, unless you are loading or unloading items in the Tote. The Bridge can be removed from both inserts, as shown in **1a** or it can be removed from one end and rotated 90° as shown in **1b**.

**2 Pull Strap**

If desired, attach the Pull Strap (B) to a handle on either end of the DU-HA Tote (A) by wrapping the Pull Strap around the handle and pulling the Pull Strap through its loop on one end.

**3 Foam Organizer / Gun Rack / Stiffeners**

(a) Sandwich each Foam Organizer / Gun Rack (C) in between two Plastic Stiffeners (D).  
(b) Place each Foam Organizer / Gun Rack / Stiffener assembly into the channel slots in the side walls of the Tote (A), facing opposing directions.  
*Note: You may have to flex the assembly to get it into place.  
(Hint – The stock of a gun should rest in a large groove and the barrel rests in a small groove.)*

**4 Dividers**

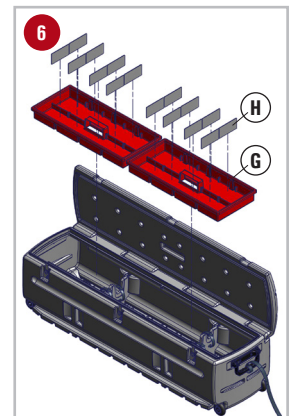
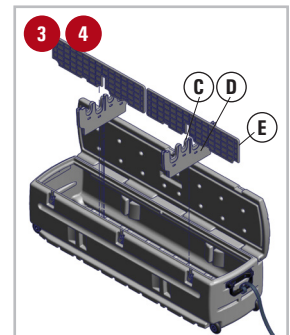
Slide one Divider (E) over each Foam Organizer / Gun Rack / Stiffener assembly, with the square corners to the middle, interlocking the center grooves. Dividers should rest on the Tote bottom.

**5 Velcro Straps**

To secure guns in the Tote, loop each Velcro Strap (F) through the holes in the top of the Foam Organizer / Gun Rack / Stiffener assembly. Wrap the Velcro Strap around the gun, then attach the Velcro Strap to itself and make sure it is securely fastened.  
*(Note: Proper use of the Velcro Straps helps prevent guns from bouncing around on rough terrain.)*

**6 Trays**

Two Trays (G) can fit in the Tote at one time.  
Insert Tray Dividers (H) in desired slots of the Trays to organize cargo.

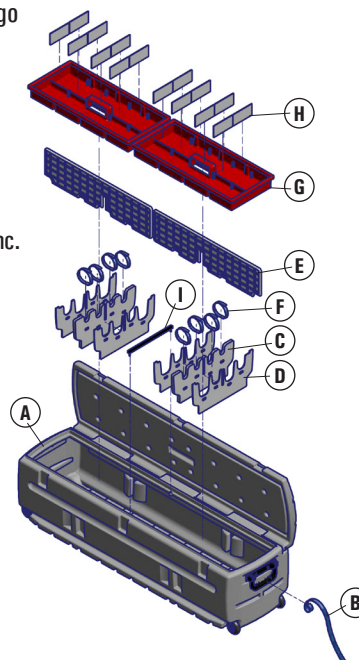


#### Optional Tote Slide Bracket

The Tote Slide Bracket is available as an option to ease access to cargo and secure the Tote for transportation in a vehicle. (Part # 70104.)

#### Safety Instructions:

**Warning: 75 LBS CAPACITY – DO NOT EXCEED 75 POUNDS OF CARGO IN THE TOTE.** CAUTION – Tote must be secured in vehicle at all times with the lid latched while transporting. Do not store explosives or hazardous materials in the Tote. Do not place loaded guns in the Tote. For further instructions refer to the vehicle owners manual or contact DU-HA, Inc.



Part	Description	Qty
A	DU-HA Tote	1
B	Pull Strap	1
C	Foam Organizer / Gun Rack	2
D	Plastic Stiffener	4
E	Divider	2
F	Velcro Strap	8
G	Tray	2
H	Tray Divider	16
I	Center Bridge	1